

Icon[®]

Caries Infiltration. Made by DMG.



 DMG



Innovation »Caries infiltration«

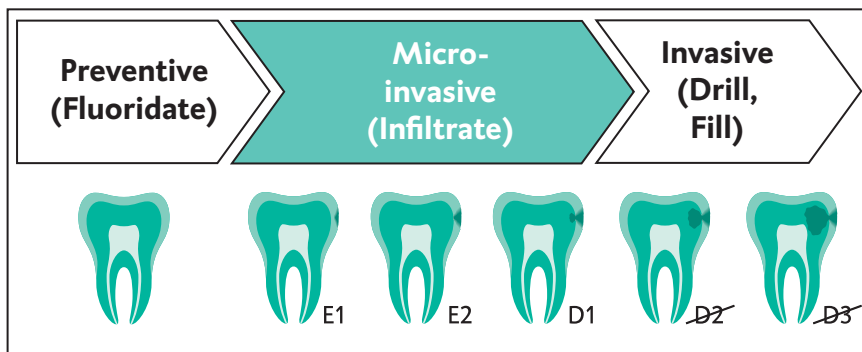
Dovetailing of preventive and invasive therapy: Icon from DMG

At the early stage carious lesions can be treated with fluoride. With the lesion depth progressing, however, a filling is required.

And especially invasive treatments in the interproximal region frequently sacrifice healthy hard tissue unnecessarily.

The caries infiltrant Icon from DMG offers a revolutionary solution for cases like that: without drilling, pain, or loss of hard tissue.

This important bridge between preventive and invasive treatment methods thus enables an innovative therapy of progressed lesions – even beyond the enamel-dentine junction!



Icon is applicable for early caries lesions with a radiographic depth up to the outer third of the dentine (D1)

Advantages

- Preserving healthy hard tissue
- Increased life expectancy of the tooth
- Painless method without anesthesia or drilling
- Treatment time: one sitting
- Early treatment of risk patients with poor compliance



Icon[®] makes it possible!

Stops caries, removes white spots – without drilling

Proximal caries treatment gentle on the tooth substance

DMG developed a special application to treat even caries with a radiographic progression into the first third of the dentine. It allows quick and easy access to the affected area – without drilling!

The treatment steps etching, drying and infiltrating are performed with a so-called Approximal-Tip made from ultra thin film.

A slight separation of the teeth with the enclosed dental wedges is enough to apply the materials onto the lesion.

Convenient application for smooth surfaces

On smooth surfaces Icon combines early caries arrest with a cosmetic treatment of cariogenic white spots – in only one sitting! Therefore, a caries infiltration on smooth surfaces is especially well-suited for orthodontic patients after the removal of brackets.



Approximal-Tip



Approximal-Tip between teeth.



Vestibular-Tip



Clinical example, initial situation.



Treatment result after one year.



Icon Caries Infiltrant – proximal

Starter Kit

2 Treatments units each including:

- 1 Syringe @ 0.30 ml Icon-Etch
- 1 Syringe @ 0.45 ml Icon-Dry
- 1 Syringe @ 0.45 ml Icon-Infiltrant
- 6 Approximal-Tips
- 1 Luerlock-Tip
- 4 Dental wedges

REF 220341

Package

7 Treatments units each including:

- 1 Syringe @ 0.30 ml Icon-Etch
- 1 Syringe @ 0.45 ml Icon-Dry
- 1 Syringe @ 0.45 ml Icon-Infiltrant
- 6 Approximal-Tips
- 1 Luerlock-Tip
- 4 Dental wedges

REF 220237



Icon Caries Infiltrant – smooth surfaces

Starter Kit

2 Treatments units each including:

- 1 Syringe @ 0.30 ml Icon-Etch
- 1 Syringe @ 0.45 ml Icon-Dry
- 1 Syringe @ 0.45 ml Icon-Infiltrant
- 6 Vestibular-Tips
- 1 Luerlock-Tip

REF 220343

Package



7 Treatments units each including:

- 1 Syringe @ 0.30 ml Icon-Etch
- 1 Syringe @ 0.45 ml Icon-Dry
- 1 Syringe @ 0.45 ml Icon-Infiltrant
- 6 Vestibular-Tips
- 1 Luerlock-Tip

REF 220238



Number of lesions to be treated per sales unit

| Indication |  proximal | |  smooth surfaces | |
|-----------------------|----------------------------------------------------------------------------------------------|---------|-----------------------------------------------------------------------------------------------------|---------|
| | Starter Kit | Package | Starter Kit | Package |
| Treatment units | 2 | 7 | 2 | 7 |
| Lesions to be treated | 4 | 14 | 4-6 | 14-21 |

 **DMG** A smile ahead.

Elbgaustraße 248 22547 Hamburg Germany
Fon: +49. (0)40.8 40 06-0 Fax: +49. (0)40.8 40 06-2 22
info@dmg-dental.com www.dmg-dental.com