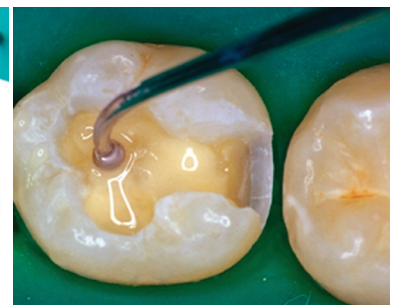



# Ionosit-Baseliner

Gap-free composite restorations





# Gap-free composite restorations



The compomer formula patented by DMG allows controlled expansion.

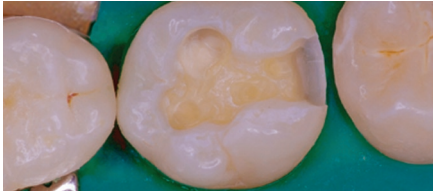
Ionosit Baseline is an ideal cavity lining material suitable for amalgam, porcelain or composite restorations.

It can also be used for blocking out undercuts, e.g. in inlay/onlay preparations. Due to its unique chemical composition it can be used to compensate for voids and polymerisation deficiencies. Dentine areas near the pulp should always be

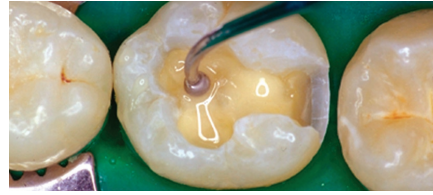
covered as a safety precaution.

The tooth-coloured cavity liner serves as a safety barrier if the filling material is lost or fractured. This provides a stable base for the restoration.

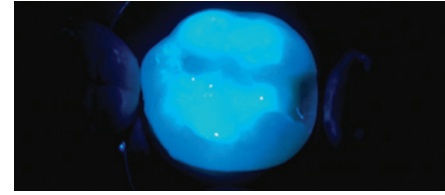




Isolate prepared tooth and dry thoroughly with air.



Apply lonosit-Baseliner onto dentine in one fine layer.



20 seconds light-curing.

## Compomer = Composite + Ionomer

lonosit-Baseliner combines the optimum properties of glass ionomers and composites in one material.

lonosit-Baseliner expands by approx. 1% and this expansion counteracts the polymerisation shrinkage-stress of the composite. It has been proven that lonosit-Baseliner reacts with the dentine.\* This effectively prevents the formation of a marginal gap and associated bacterial penetration. The dentinal tubuli are sealed and the pulp is protected from exogenic influences. This is a reliable and permanent means of preventing pulp damage or postoperative sensitivity.

lonosit-Baseliner serves as a stress-breaker for the entire cavity, as it counteracts the polymerisation shrinkage of the restoration. Structural stress or microfractures in the composite are minimised. This guarantees durable, functionally reliable restorations.

\* T. Heitmann et al.: Composite Fillings without Marginal Gaps, Tandlaegebladet, 1991, 95, Nr. 14.

## Protection

No mixing of powder and liquid is necessary, as the base liner can be easily applied directly from the Saferinge developed by DMG.

Its user-friendly consistency provides the dentist with a comfortable working time of 90 seconds. A layer of 1 mm thickness is polymerised in 20 seconds using a suitable light source. Light cure to provide unlimited working time for quadrant dentistry. The radiopaque lonosit-Baseliner is applied in a thin layer between the dentine and the restoration.

If the filling is lost or fractured, the cavity liner provides temporary protection for the pulp. lonosit-Baseliner produces a continuous, long-term release of fluoride and zinc ions. This provides protection at the junction between the tooth surface and the restoration, a particularly vulnerable area.

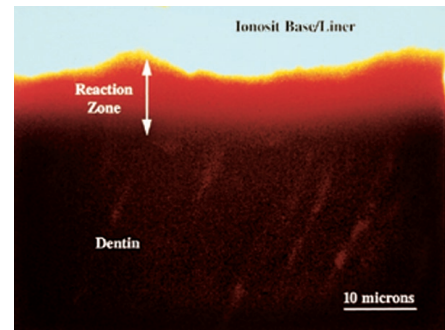
The release of these substances forms a protective barrier for the tooth.

The fluoride release results in continuous mineralisation of the tooth structure and helps to prevent secondary caries.

The zinc ion release has an antimicrobial effect and can counteract the formation of secondary caries.

## Controlled expansion

Unlike polymer bonding agents, the advanced chemistry of lonosit-Baseliner exhibits a »Reaction Zone« where lonosit-Baseliner appears to combine with dentine. Because of the controlled expansion properties of lonosit-Baseliner, bond strength has only secondary importance. Instead, the gaps created by polymerization contraction of the composite material are filled by lonosit-Baseliner's controlled expansion without creating stress at the interface with dentine.



The integral hybrid »Reaction Zone« formed between lonosit-Baseliner and dentine is clearly visible. There is no evidence of gaps.

Features	Benefits	Indications	Properties
Expansion	Compensates for the composite shrinkage Prevents microleakage	Cavity liner for : Amalgam Porcelain Composite restorations Blocking out undercut areas Filling smaller cavities Suitable for all filling materials To prevent microleakage	Light-curing 20 sec
Seals the dentinal tubuli	Prevents postoperative sensitivity Protects the pulp		Thickness of layer 1 mm
Fluoride and zinc release	Has an antimicrobial effect Helps to prevent secondary caries		Compressive strength 130 MPa
Saferinge application	Suitable for all filling materials Single component Light-cured formula		Flexural modulus 6500 MPa
			Diam. tensile strength 34 MPa
			Radiopacity 160 % Al
			Storage temperature 25° C
			Lineare expansion 1-2 %



**Ionosit-Baseline**



**Package**

3 Saferinge @ 0.33 g REF 220091



**Economy Pack**

20 Saferinge @ 0.33 g REF 209538

**Ionosit-Baseline**



**Package**

2 Syringes @ 1.5 g REF 213002  
20 Luer-Lock-Tips



**Economy Pack**

6 Syringes @ 1.5 g REF 213001  
40 Luer-Lock-Tips

**Accessories**

60 Luer-Lock-Tips, bent, Black REF 211477